

Era's Lucknow Medical College & Hospital, Lucknow

Clinical Posting Schedule - MBBS Phase III Part II Batch 2019-20

Department of Surgery

No. of Students- 25

No. of Faculty-4

Ref.No. ELMC&H/2023 / 333


Date... 17/01/2023

WEEKS	Competency No	Topic	Domain	Level	Core	Suggested Teaching Learning method	Suggested Assessment method
WEEK1	SU 4.1	Elicit document and present history in a case of Burns and perform physical examination	K	KH	Y	Lecture, Small group discussion	Written/ Viva voce
	SU 17.5	Neurological assessment and GCS in head injuries patient	K	KH	Y	Lecture, Small group discussion	Written/ Viva voce
	SU 17.10	Recognize and manage tension pneumothorax, hemothorax and flail chest	S	SH	Y	DOAP session	Skill assessment/ Log Book
	SU. 17.2(a)	SKILL - Early Management of Trauma And Trauma Life Support	S	SH	Y	DOAP session- Skill Lab	Skill assessment
		SKILL ASSESSMENT				SKILL LAB	OSCE
	SU 17.2(b)	Transport of injured patient in a simulated environment	S	SH	Y	DOAP session	Skill assessment
WEEK 2	SU 19.1 /19.2	Cleft lip and palate history taking, examination & management	K	KH	Y	Lecture, Small group discussion	Written/ Viva voce
	SU 20.1	Oropharyngeal cancer - MOUTH ULCER - History Taking, examination & Management	K	KH	Y	Lecture, Small group discussion	Written/ Viva voce
	SU 20.1	Oropharyngeal cancer - Ca Tongue - History Taking, examination & Management	K	KH	Y	Lecture, Small group discussion	Written/ Viva voce
	SU 21.1, 21.2	Salivary Gland - disorders - history taking , examination & management	K	KH	Y	Lecture, Small group discussion	Written/ Viva voce
	SU 18.3(a)	Demonstrate the clinical examination of surgical patient including swelling and order relevant investigation for diagnosis. Describe and discuss appropriate treatment plan.	S	SH	Y	Bedside clinic, Small group discussion, DOAP session	Skill assessment
	SU 18.3(b)	Describe and demonstrate the clinical examination of surgical patient including swelling and order relevant investigation for diagnosis. Describe and discuss appropriate treatment plan - Swelling of Neck in Paediatric patients	S	SH	Y	Bedside clinic, Small group discussion, DOAP session	Skill assessment



PRINCIPAL & CMS
Era's Lucknow Medical College
& Hospital, Lucknow


WEEK 3	SU 22.3	Demonstrate and document the correct clinical examination of thyroid swellings and discuss the differential diagnosis and their management	S	SH	Y	Bedside clinic	Skill assessment
	SU 25.5	Demonstrate the correct technique to palpate the breast for breast swelling in a mannequin or equivalent	S	SH	Y	DOAP session	Skill assessment
	SU 27.2	Demonstrate the correct examination of the vascular system and enumerate and describe the investigation of vascular disease	S	SH	Y	DOAP session	Skill assessment
	SU 27.8	Demonstrate the correct examination of the lymphatic system	S	SH	Y	DOAP session, Bedside clinic	Skill assessment
	SU 30.5	Describe the applied anatomy, clinical features, investigations and principles of management of Hydrocele- history taking & examination	K	KH	Y	Lecture, Small group discussion, Demonstration	Written/ Viva voce/Skill assessment
	SU 30.6	Describe classification, clinical features, investigations and principles of management of tumours of testis - history taking & examination	K	KH	Y	Lecture, Small group discussion, Demonstration	Written/ Viva voce/Skill assessment
WEEK 4	SU 28.2 (a)	Demonstrate the correct technique to examine the patient with hernia	S	SH	Y	DOAP session, Bedside clinic	Skill assessment
	SU 28.2 (b)	Identify different types of hernias and their management	S	SH	Y	DOAP session, Bedside clinic	Skill assessment
	SU 28.9	Demonstrate the correct technique of examination of a patient with disorders of the stomach	S	SH	Y	DOAP session, Bedside clinic	Skill assessment
	SU 28.18 (a)	Describe and demonstrate clinical examination of - Abdomen, relvent investigations & appropriate treatmet plan	S	SH	Y	Bedside clinic, DOAP session, Small group discussion	Skill assessment
	SU 28.18 (b)	Describe and demonstrate clinical examination of - Abdomen, relvent investigations & appropriate treatmet plan - Peritonitis	S	SH	Y	Bedside clinic, DOAP session, Small group discussion	Skill assessment
	SU 28.18 (c)	Describe and demonstrate clinical examination of - Abdomen, relvent investigations & appropriate treatmet plan - Sub acute & acute intestinal obsteuction	S	SH	Y	Bedside clinic, DOAP session, Small group discussion	Skill assessment


PRINCIPAL & CMS
 Era's Lucknow Medical College
 & Hospital, Lucknow

WEEK 5	SU 28.18 (d)	Describe and demonstrate clinical examination of - Abdomen, relevant investigations & appropriate treatment plan - Acute Abdomen	S	SH	Y	Bedside clinic, DOAP session, Small group discussion	Skill assessment
	SU 28.18 (e)	Describe and demonstrate clinical examination of - Abdomen, relevant investigations & appropriate treatment plan - pain in Rt hypochondrium	S	SH	Y	Bedside clinic, DOAP session, Small group discussion	Skill assessment
	SU 28.18 (f)	Describe and demonstrate clinical examination of - Abdomen, relevant investigations & appropriate treatment plan - pain in epigastrium	S	SH	Y	Bedside clinic, DOAP session, Small group discussion	Skill assessment
	SU 28.18 (g)	Describe and demonstrate clinical examination of - Abdomen, relevant investigations & appropriate treatment plan - pain in lumbar region	S	SH	Y	Bedside clinic, DOAP session, Small group discussion	Skill assessment
	SU 28.18 (h)	Describe and demonstrate clinical examination of - Abdomen, relevant investigations & appropriate treatment plan - pain in Rt iliac fossa	S	SH	Y	Bedside clinic, DOAP session, Small group discussion	Skill assessment
	SU 28.18 (i)	Describe and demonstrate clinical examination of - Abdomen, relevant investigations & appropriate treatment plan - pain in hypogastrium	S	SH	Y	Bedside clinic, DOAP session, Small group discussion	Skill assessment
WEEK 6	SU 29.10	Demonstrate a digital rectal examination of the prostate in a mannequin or equivalent	S	SH	Y	DOAP session	Skill assessment
	SU 28.17	Describe the clinical features, investigations and principles of management of common anorectal diseases- Haemorrhoids / Anal Fissure - history taking & examination	K	KH	Y	Lecture, Small group discussion, Demonstration	Written/ Viva voice/Skill assessment
	SU 30.1(a)	Describe the clinical features, investigations and principles of management of phimosis & paraphimosis - history taking & examination	K	KH	Y	Lecture, Small group discussion, Demonstration	Written/ Viva voice/Skill assessment
	SU 30.1(b)	Describe the clinical features, investigations and principles of management of Ca penis - history taking & examination	K	KH	Y	Lecture, Small group discussion, Demonstration	Written/ Viva voice/Skill assessment
	SU 30.2	Describe the applied anatomy clinical features, investigations and principles of management of undescended testis - history taking & examination	K	KH	Y	Lecture, Small group discussion, Demonstration	Written/ Viva voice/Skill assessment
		REVISION					


PRINCIPAL & CMS
 Era's Lucknow Medical College
 & Hospital, Lucknow

WEEK 7	SU 4.1	Post burn contracture - history taking, examination & management	K	KH	Y	Lecture, Small group discussion	Written/ Viva voce
	SU 5.2 (a)	Elicit, document and present a history in a patient presenting with wounds - Sinus & fistula	C	SH	Y	Lecture, Small group discussion	Written/ Viva voce
	SU 5.2 (b)	Elicit, document and present a history in a patient presenting with wounds - Diabetic foot	C	SH	Y	Lecture, Small group discussion	Written/ Viva voce/
	SU 27.2, 27.3	Correct examination of the vascular system and management - Buerger's disease (history taking, examination & M/n)	S	SH	Y	DOAP session	Skill assessment
	SU 27.6	Describe pathophysiology, clinical features, Investigations and principles of management of DVT and Varicose veins - history taking & examination	K	KH	Y	Lecture, Small group discussion, demonstration	Written / Viva voce, Skill assessment
	SU 27.8	Demonstrate the correct examination of the lymphatic system - Unilateral Lymphedema (history taking, examination & management)	S	SH	Y	DOAP session, Bedside clinic	Skill assessment
WEEK 8	SU 17.9, 17.10	Chest injuries - Intercostal chest tube drainage (history taking, indications & examination)	K	KH	Y	Lecture, Small group discussion	Written/ Viva voce
	SU 18.3	Describe and demonstrate the clinical examination of surgical patient including swelling and order relevant investigation for diagnosis. Describe and discuss appropriate treatment plan- Dermoid, Sebaceous cyst, Lipoma & Gangliol etc (history taking & examination)	S	SH	Y	Bedside clinic, Small group discussion, DOAP session	Skill assessment
	SU 22.3	Thyroid swellings - Multi Nodular Goitre - history taking, examination & management	S	SH	Y	Bedside clinic	Skill assessment
	SU 18.3	Clinical examination of surgical patient - Cervical Lymphadenopathy (history taking, examination & management)	S	SH	Y	clinic, small group discussion, DOA	Skill assessment
	SU 25.3, 25.5	Ca Breast- History Taking, examination & management	K	KH	Y	Lecture, Small group discussion, demonstration	Written / Viva voce, Skill assessment
	SU 28.6	Benign and malignant disorders of esophagus - History taking & management	K	K	Y	Lecture, Small group discussion, demonstration	Written/ Viva voce


PRINCIPAL & CMS
 Era's Lucknow Medical College
 & Hospital, Lucknow

WEEK 9	SU 28.9	Disorders of the stomach - Gastric outlet obstruction - history taking , examination & management	S	SH	Y	DOAP session, Bedside clinic	Skill assessment
	SU 29.2	Congenital anomalies of genitourinary system - history taking, examination & management	K	KH	Y	Lecture, Small group discussion	Written/ Viva voce
	SU 29.9	Disorders of prostate - BPH & Ca Prostate (history taking, examination & management)	K	KH	Y	Lecture, Small group discussion	Written / Viva voce, Skill assessment
	SU 30.3, 30.4	Epididymo-orchitis, Varicocele , Tortion of testis - history taking, examination & management	K	KH	Y	Lecture, Small group discussion, Demonstration	Written / Viva voce, Skill assessment
	SU 29.7	Aacute and Chronic retention of urine - history taking, examination & management	K	KH	Y	Lecture, Small group discussion	Written/ Viva voce
	SU 16.1	Minimally invasive General Surgery: Describe indications advantages and disadvantages of Minimally invasive General Surgery	K	K	Y	Lecture, Demonstration, Bedside clinic, Discussion	Theory/Practical/Oral s/Written/Viva voce
WEEK 10	SU 28.18(1)	Demonstrate clinical examination of abdomen - Koch's abdomen (history taking, examination & management)	K	KH	Y	Bedside clinic, DOAP session, Small group discussion	Skill assessment
	SU 28.18(2)	Demonstrate clinical examination of abdomen - Ileostomy / Colostomy (history taking, examination & indications)	K	KH	Y	Bedside clinic, DOAP session, Small group discussion	Skill assessment
	SU 28.18(3)	Demonstration, clinical examination of abdomen- Obstructive Jaundice (history taking, examination & management)	K	KH	Y	Bedside clinic, DOAP session, Small group discussion	Skill assessment
	SU 28.18(4)	Demonstration, clinical examination of abdomen - Lump in hypogastrium (history taking, examination & management)	K	KH	Y	Bedside clinic, DOAP session, Small group discussion	Skill assessment
	SU 28.18(5)	Demonstration clinical examination of abdomen - Lump in Rt iliac fossa (history Taking, examination & management)	K	KH	Y	Bedside clinic, DOAP session, Small group discussion	Skill assessment
	SU 28.18(6)	Demonstration clinical examination of abdomen - Lump in Lumbar region (history taking, examination & management)	K	KH	Y	Bedside clinic, DOAP session, Small group discussion	Skill assessment


 PRINCIPAL & CMS
 Era's Lucknow Medical College
 & Hospital, Lucknow

WEEK 11	SU 28.18(7)	Demonstration clinical examination of abdomen - Lump in Rt Hypochondrium (history taking, examination & management)	K	KH	Y	Bedside clinic, DOAP session, Small group discussion	Skill assessment
	SU 28.18(8)	Demonstration clinical examination of abdomen - Lump in epagastrum (history taking, examination & management)	K	KH	Y	Bedside clinic, DOAP session, Small group discussion	Skill assessment
	SU 28.18(9)	Demonstration clinical examination of abdomen - Retroperitoneal Lump (history taking, examination & management)	K	KH	Y	Bedside clinic, DOAP session, Small group discussion	Skill assessment
	SU 28.18(10)	Demonstration clinical examination of abdomen- Blunt Trauma Abdomen (history taking, examination & management)	K	KH	Y	Bedside clinic, DOAP session, Small group discussion	Skill assessment
	SU 18.3	Clinical examination of surgical patient - Meningocele (history taking, examination & management)	K	KH	Y	Bedside clinic, DOAP session, Small group discussion	Skill assessment
		Skills Revision					
WEEK 12	SU 28.2(1)	Demonstrate the correct technique to examine the patient with hernia - Inguinal Hernia (history taking, examination & management)	S	SH	Y	DOAP session, Bedside clinic	Skill assessment
	SU 28.2(2)	Demonstrate and identify different types of hernias - Femoral Hernia / Incisional Hernia / Recurrent Hernia / other Ventral hernias (history taking, examination & management)	S	SH	Y	DOAP session, Bedside clinic	Skill assessment
	SU 27.4	Gangrene and amputation - history taking, examination & management	K	KH	Y	Lecture, Small group discussion	Written / Viva voce, Skill assessment
		Discussion & Queries					
		Spotting					
		End of Posting Examination (Theory & Skill Assessment)					Viva voce OSCE



Dr. (Prof.) Jamal Masood

Principal & CMS

Era's Lucknow Medical College & Hospital,

Lucknow

Era's Lucknow Medical College & Hospital, Lucknow
Clinical Posting Schedule - MBBS Phase III Part II Batch 2019-20
Department of Obst & Gynaecology

No. of Students- 25

No. of Faculty-9

Date.....

17/01/2023

Ref.No. ELMC&H/2023 1333

WEEK	Competency No	Time	Topic	Domain	Level	Core	SUGGESTED TEACHING LEARNING METHOD	SUGGESTED ASSESSMENT METHOD	Log book entry
WEEK 1	OG35.1	10-1PM	Obtain a logical sequence of history, and perform thorough obstetric clinical examination, excluding internal examinations (perrectal and per-vaginal)	K/S	SH	Y	Bedside clinics	Short Case	Case Entry & Presentation
	OG 35.2	10-1PM	Obtain a logical sequence of history, and perform thorough gynaecological clinical examination, excluding internal examinations (perrectal)	K/S	SH	Y	Bedside clinics	Short Case	Certifiable skill
	OG 35.2	10-1PM	Obtain a logical sequence of history, and perform thorough gynaecological clinical examination, excluding internal examinations (perrectal)	K/S	SH	Y	Bedside clinics	Short Case	Certifiable skill
	OG36.1	10-1PM	Plan and institute a line of treatment, which is need based, cost effective and appropriate for common conditions taking into consideration (a) Patient (b) Disease (c) Socio-economic status (d) Institution/ Governmental guidelines.	K/S	SH	Y	SGT	Clerkship	Case Entry & Presentation
	OG6.1	10-1PM	OG6.1 Demonstrate the clinical features of pregnancy, discuss its differential diagnosis, principles underlying and interpret pregnancy tests	K/S	SH	Y	Bedside clinics	Short Case	Case Entry & Presentation
	OG13.1.10	10-1PM	Ante natal assessment of fetal well being	K/S	S	Y	Bedside clinics	Short Case	Case Entry & Presentation
WEEK 2	OG13.1.8	10-1PM	Partograph	K/S	S	Y	Bedside clinics	Short Case	Case Entry & Presentation
	OG 13.1.1	10-1PM	Discuss the physiology of normal labor	K/S	SH	Y	Bedside clinics	Short Case	Case Entry & Presentation
	OG 13.1.3	10-1PM	Mechanism of labor in occipito-anterior presentation	K/S	SH	Y	Bedside clinics	Short Case	Case Entry & Presentation
	OG13.1.12	10-1PM	Conduct of labor	S	P	Y	Labor room	DOAP	Certifiable skill
	OG13.1.13	10-1PM	Management of third stage of labour	S	SH	Y			
	OG13.1.12	10-1PM	Conduct of labor ,	S	P	Y	Labor room	DOAP	Certifiable skill
	OG13.1.13	10-1PM	Management of third stage of labour	S	SH	Y			
OG29.1.1, OG29.1.2, OG29.1.3	10-1PM	Approach to a case of Fibroid uterus and management	K/A/C	KH	Y	Bedside clinics	Short Case	Case Entry & Presentation	

PRINCIPAL & CMS
Era's Lucknow Medical College
& Hospital, Lucknow

WEEK 3	OG13.2.1	10-1PM	Discuss Preterm labour its pathophysiology, diagnosis	K/S	KH	Y	Bedside clinics	Short Case	Case Entry & Presentation
	OG13.2.2	10-1PM	Tests for assessing fetal lung maturity and role of ante natal steroids.	K/S	KH	Y	Bedside clinics	Short Case	Case Entry & Presentation
	OG13.2.3	10-1PM	Investigations and management of preterm labor	K/S	KH	Y	Bedside clinics	Short Case	Case Entry & Presentation
	OG15.1.1	10-1PM	Episiotomy	S	SH	Y	Labor room/skill lab	DOAP	Certifiable skill
	OG15.1.2	10-1PM	Perineal injuries	S	SH	Y	Labor room/skill lab	DOAP	Certifiable skill
	OG15.1.1	10-1PM	Episiotomy	S	SH	Y	Labor room/skill lab	DOAP	Certifiable skill
	OG15.1.2	10-1PM	Perineal injuries	S	SH	Y	Labor room/skill lab	DOAP	Certifiable skill
	OG13.1.13	10-1PM	Management of third stage of labour	K/S	KH	Y	Bedside clinics	Short Case	Case Entry & Presentation
	OG26.1.1	10-1PM	Endometriosis - etiology and clinical features.	K/S	KH	Y	Bedside clinics	Short Case	Case Entry & Presentation
	OG26.1.2	10-1PM	Investigations and management of Endometriosis. Approach to a case of Endometriosis	K/S	KH	Y	Bedside clinics	Short Case	Case Entry & Presentation
OG13.2.9	10-1PM	Elderly pregnancy, Grand multi, BOH	K/S	KH	Y	Bedside clinics	Short Case	Case Entry & Presentation	
WEEK 4	OG31.1.4	10-1PM	Approach to a case of Prolapse	K/S	KH	Y	Bedside clinics	Short Case	Case Entry & Presentation
			Discuss the diagnosis, investigations of prolapse of uterus.						
	OG31.1.5	10-1PM	Principles of management and preventive aspects of prolapse of uterus.	K/S	KH	Y	Bedside clinics	Short Case	Case Entry & Presentation
	OG14.4.6	10-1PM	Breech presentation – Mechanism of labour.	K/S	KH	Y	Bedside clinics	Short Case	Case Entry & Presentation
	OG14.4.7	10-1PM	Assisted breech delivery steps	K/S	KH	Y	Bedside clinics	Short Case	Case Entry & Presentation
	OG15.1.5	10-1PM	OG15.1.5 Low forceps		SH	Y	Bedside clinics	Short Case	Case Entry & Presentation
	OG12.3.1	10-1PM	OG12.3.1 Approach to a case of GDM and management during pregnancy and labor, and complications of diabetes in pregnancy.	K/S	KH	Y	Bedside clinics	Short Case	Case Entry & Presentation
OG28.1.2	10-1PM	Approach to a case of female Infertility	K/S	KH	Y	Bedside clinics	Short Case	Case Entry & Presentation	

WEEK 5	OG28.2.1	10-1PM	Assessment and restoration of tubal patency	K	K	N	Bedside clinics	Short Case	Case Entry & Presentation
	OG32.2.1	10-1PM	Approach to Post Menopausal bleeding	K	KH	Y	Bedside clinics	Short Case	Case Entry & Presentation
	OG33.4.2	10-1PM	OG33.4.2 Enumerate the methods to prevent cancer of cervix including	K	K	Y	OPD/Minor OT	DOAP	Certifiable skill
	OG33.4.3		Visual inspection with acetic acid (VIA), visual inspection of cervix with Lugol's iodine (VILI), pap smear and colposcopy						
			OG33.4.3 VILI and VIA						
	OG33.4.2	10-1PM	OG33.4.2 Enumerate the methods to prevent cancer of cervix including	K/S	SH	Y	OPD/Minor OT	DOAP	Certifiable skill
	OG33.4.3		Visual inspection with acetic acid (VIA), visual inspection of cervix with						
			Lugol's iodine (VILI), pap smear and colposcopy						
			OG33.4.3 VILI and VIA						
	OG24.1.1, OG24.1.2, OG24.1.3, OG24.1.4, OG24.1.5	10-1PM	Approach to AUB- causes, investigations, medical and surgical management	K	KH	Y	Bedside clinics	Short Case	Case Entry & Presentation
	OG8.7	10-1PM	OG8.7 Enumerate the indications for and types of vaccination in Pregnancy	K	KH	Y	Bedside clinics	Short Case	Case Entry & Presentation
WEEK 6	OG8.8	10-1PM	OG8.8 Enumerate the indications and describe the investigations including the use of ultrasound in the initial assessment and monitoring in pregnancy	K	KH	Y	Bedside clinics	Short Case	Case Entry & Presentation
	OG36.1	10-1PM	Plan and institute a line of treatment, which is need based, cost effective and appropriate for common conditions taking into consideration (a) Patient (b) Disease (c) Socio-economic status (d) Institution/ Governmental guidelines.	K/S	SH	Y	Bedside clinics	Short Case	Case Entry & Presentation
	OG27.4	10-1PM	Approach to a case of PID	K	KH	Y	Bedside clinics	Short Case	Case Entry & Presentation
	OG11.1.1	10-1PM	Approach to Multiple Pregnancy	K	KH	Y	Bedside clinics	Short Case	Case Entry & Presentation
	OG11.1.3	10-1PM	Approach to Amniotic fluid disorders	K	KH	Y	Bedside clinics	Short Case	Case Entry & Presentation
	OG15.1.10	10-1PM	Caesraean section	S	SH	Y	Major OT/skill lab	Observation	Case Entry & Presentation

WEEK 7	OG32.2.1	10-1PM	D and C & Endometrial aspiration	S	SH	Y	Minor OT/skill lab	Observation	Case Entry & Presentation
	OG33.1.2	10-1PM	Classify, describe and discuss the etiology, pathology, clinical features, differential diagnosis of Cervical cancer.	K/S	SH	Y	Bedside clinics	Short Case	Case Entry & Presentation
	OG19.1.1	10-1PM	Approach to normal puerperium: Physiology of puerperium, its complications, diagnosis and management	K	KH	Y	Bedside clinics	Short Case	Case Entry & Presentation
	OG19.1.2	10-1PM	Puerperal sepsis	K	Kh	Y	Bedside clinics	Short Case	Case Entry & Presentation
	OG17.1.1	10-1PM	Physiology of lactation	K	KH	Y	Bedside clinics	Short Case	Case Entry & Presentation
	OG17.3.1	10-1PM	Clinical features, diagnosis and management of mastitis and breast	K	KH	Y	Bedside clinics	Short Case	Case Entry & Presentation
Clinical features, diagnosis and management of mastitis and breast									
WEEK 8	OG15.1.10	10-1PM	Caesraean section	S	SH	Y	Major OT	Observation	Case Entry & Presentation
	OG18.1.1	10-1PM	Assessment of maturity of the newborn diagnosis of birth asphyxia.	K	KH	Y	Bedside clinics	Short Case	Case Entry & Presentation
	OG18.4.1	10-1PM	Common problems encountered in newborns	K	KH	Y	Bedside clinics	Short Case	Case Entry & Presentation
	OG18.4.2	10-1PM	Principles of resuscitation of the newborn.	K	KH	Y	Bedside clinics	Short Case	Case Entry & Presentation
	OG19.1.3	10-1PM	Counselling for contraception, puerperal sterilization	S/A/C	SH	Y	Bedside clinics	Short Case	Case Entry & Presentation
	OG35.7	10-1PM	Obtain informed consent for any examination / procedure	S/A/C	SH	Y	OPD	DOAP	Entry in Logbook
	OG38.3	10-1PM	Lap sterilization/	K/S/A/C	SH	Y	Major OT	Observation	Case Entry & Presentation
			Tubal sterilization						
OG15.1.10	10-1PM	Caesraean section	S	SH	Y	Major OT	Observation	Case Entry & Presentation	


PRINCIPAL & CMS
 Era's Lucknow Medical College
 & Hospital, Lucknow

WEEK 9	OG20.1	10-1PM	Enumerate the indications and describe and discuss the legal aspects, indications, methods for first and second trimester MTP; complications and management of complications of Medical	K	KH	Y	KH	Short Case	Case Entry & Presentation
			Termination of Pregnancy						
	OG35.11	10-1PM	Demonstrate the correct use of appropriate universal precautions for self-protection against HIV and hepatitis and counsel patients	S	SH	Y	OPD	DOAP	Entry in Logbook
	OG34.2.2	10-1PM	Approach to a case of Adnexal mass	K/S	SH	Y	Bedside clinics	Short Case	Case Entry & Presentation
	OG34.3.2	10-1PM	Discussion on GTN.	K/S	SH	Y	Bedside clinics	Short Case	Case Entry & Presentation
	OG12.2	10-1PM	Approach to Anemia in pregnancy.	K	KH	Y	Bedside clinics	Short Case	Case Entry & Presentation
Define, classify and describe the etiology, pathophysiology, diagnosis, investigations of anemia in pregnancy.									
OG35.17	10-1PM	Demonstrate the correct technique of	S	SH	Y	Labor room/skill lab	DOAP	Log book entry	
	10-1PM	Urinary catheterisation in a simulated/ supervised environment	S	SH	Y				
WEEK 10	OG35.17	10-1PM	Demonstrate the correct technique of	S	SH	Y	Labor room/skill lab	DOAP	Log book entry
		10-1PM	Urinary catheterisation in a simulated/ supervised environment	S	SH	Y			
	OG12.4	10-1PM	Approach to heart disease in pregnancy.	K	KH	Y	Bedside clinics	Short Case	Case Entry & Presentation
		10-1PM	Define, classify and describe the etiology, pathophysiology, diagnosis, investigations of heart diseases in pregnancy.	K	KH	Y			
	OG12.1	10-1PM	Define, classify and describe the etiology and pathophysiology,	K	KH	Y	Bedside clinics	Short Case	Case Entry & Presentation
		10-1PM	Early detection OF Hypertensive disorders in pregnancy	K	KH	Y			
	OG12.1.1	10-1PM	Define, classify and describe Hypertensive disorders in pregnancy. Investigations; principles of management of hypertensive disorders of pregnancy and eclampsia, complications of Eclampsia	K	KH	Y	Bedside clinics	Short Case	Case Entry & Presentation
	OG12.8.4.1	10-1PM	Discuss Malaria,Thyroid disorders,TORCH & STD in pregnancy	K	KH	Y	Bedside clinics	Short Case	Case Entry & Presentation
OG12.8.2	10-1PM	Approach to Rh Negative with pregnancy.	K	KH	Y	Bedside clinics	Short Case	Case Entry & Presentation	
		Describe the mechanism, prophylaxis, fetal complications of isoimmunization in pregnancy							

WEEK 11	OG21.2.1	10-1PM	Describe & discuss PPIUCD programme	K	K/H	Y	OPD/Minor OT	DOAP	Certifiable skill
		10-1PM	Assist in PPIUCD insertion	K	K/H	Y			
	OG21.2.1	10-1PM	Describe & discuss PPIUCD programme	K	K/H	Y	OPD/Minor OT	DOAP	Certifiable skill
			Assist in PPIUCD insertion						
	OG35.15	10-1PM	Demonstrate the correct technique to insert and remove an IUD in a simulated/ supervised environment	S	SH	Y	OPD/Minor OT	DOAP	Certifiable skill
	OG35.15	10-1PM	Demonstrate the correct technique to insert and remove an IUD in a simulated/ supervised environment	S	SH	Y	OPD/Minor OT	DOAP	Certifiable skill
	OG26.2.4	10-1PM	Discuss the urinary problems in Gynaecology	K	KH	N	Bedside clinics	Short Case	Case Entry & Presentation
OG22.2	10-1PM	Approach to vaginal discharge: characteristics, clinical diagnosis, investigations, genital hygiene, management of common	K	KH	Y	Bedside clinics	Short Case	Case Entry & Presentation	
	10-1PM	causes and the syndromic management	K	KH	Y				
WEEK 12	OG16.3.1	10-1PM	Discuss causes, clinical features, diagnosis of intrauterine growth	K/S	KH	Y	Bedside clinics	Short Case	Case Entry & Presentation
			Retardation.						
	OG38.1	10-1PM	Laparoscopy	K/S/A/C	KH	Y	Major OT	Observation	Case Entry & Presentation
	OG38.2	10-1PM	Hysteroscopy	K/S/A/C	KH	Y	Major OT	Observation	Case Entry & Presentation
	OG37.3	10-1PM	Hysterectomy – abdominal	K/S/A/C	KH	Y	Major OT	Observation	Case Entry & Presentation
	OG37.3.1	10-1PM	Hysterectomy – vaginal	K/S/A/C	KH	Y	Major OT	Observation	Case Entry & Presentation
OG38.4	10-1PM	Assess the need for and issue proper medical certificates to	K/S/A/C	SH	Y	OPD/bedside	DOAP	Log book entry	
		Patients for various purposes							
		End of Posting Examination (Theory & Skill Assessment)							



Dr. (Prof.) Jamal Masood
Principal & CMS
Era's Lucknow Medical College & Hospital,
Lucknow

Era's Lucknow Medical College & Hospital, Lucknow

Clinical Posting Schedule - MBBS Phase III Part II Batch 2019-20

Department of Medicine

No. of Students- 25

No. of Faculty-4

Date.....


17/01/2023

Ref.No. ELMC&H/2023 / 333

WEEKS	COMPETENCY	TIME	TOPIC	DOMAIN	LEVEL	TEACHING LEARNING METHOD	ASSESSMENT METHOD
WEEK-1	IM 2.1 2.2 2.3 2.4 2.5 2.9 2.19 6.1 6.1 6.2 6.3 6.4 6.5 6.6	10-1 PM	History taking of cardiovascular disease- part 1	S,K	SH1KH	BEDSIDE CLINIC	SHORT CASE
	IM 2.1 2.2 2.3 2.4 2.5 2.9 2.19 6.1 6.1 6.2 6.3 6.4 6.5	10-1 PM	History taking of cardiovascular disease- part 2	S,K	SH	BEDSIDE CLINIC	SHORT CASE
	IM 1.21 2.5 5.6 2.7 2.9 2.10 2.11 2.19	10-1 PM	Examination of cardiovascular system part 1	S	SH	BEDSIDE CLINIC	SHORT CASE
	IM 1.21 2.5 5.6 2.7 2.9 2.10 2.11 2.19	10-1 PM	Examination of cardiovascular system part 2	S	SH	BEDSIDE CLINIC	SHORT CASE
	IM 1.21 2.5 5.6 2.7 2.9 2.10 2.11 2.19	10-1 PM	Examination of cardiovascular system part 3	S	SH	BEDSIDE CLINIC	SHORT CASE
	IM 1.21 2.5 5.6 2.7 2.9 2.10 2.11 2.19	10-1 PM	Examination of cardiovascular system part 4	S	SH	BEDSIDE CLINIC	SHORT CASE
WEEK-2	IM 1.23 1.24 1.26	10-1 PM	A case of congestive heart failure (dcmp)	S	SH	BEDSIDE CLINIC	SHORT CASE
	IM 1.20 1.25 1.27	10-1 PM	A case of mitral stenosis	S,K,C	SH,KH	BEDSIDE CLINIC	SHORT CASE
	IM 1.20 1.25 1.27 2.19	10-1 PM	A case of mitral regurgitation	S,K,C	SH,KH	BEDSIDE CLINIC	SHORT CASE
	IM 1.20 1.25 1.27	10-1 PM	A case of aortic stenosis	S,K,C	SH,KH	BEDSIDE CLINIC	SHORT CASE
	IM 1.20 1.25 1.27	10-1 PM	A case of aortic regurgitation	S,K,C	SH,KH	BEDSIDE CLINIC	SHORT CASE
	IM 1.28 1.29	10-1 PM	A case of congenital cyanotic heart disease	K	KH	BEDSIDE CLINIC	SHORT CASE
WEEK-3	IM 2.19 2.1 2.2 2.3	10-1 PM	A case of pericardial disease (constrictive pericarditis)	S,K	SH,KH	BEDSIDE CLINIC	SHORT CASE
	IM 2.1 2.2 2.3 2.4 2.5 2.6 2.7 2.8 2.9 2.10	10-1 PM	Interpretation of ECG	S	SH	BEDSIDE CLINIC	SHORT CASE
	IM 3.1 3.2 3.3 3.4 3.5 3.6 3.7 3.8 3.9 3.10	10-1 PM	History of respiratory disorder part 1	S,K	SH,KH	BEDSIDE CLINIC	SHORT CASE
	IM 3.1 3.2 3.3 3.4 3.5 3.6 3.7 3.8 3.9 3.10	10-1 PM	History of respiratory disorder part 2	S,K	SH,KH	BEDSIDE CLINIC	SHORT CASE
	IM 3.1 3.2 3.3 3.4 3.5 3.6 3.7 3.8 3.9 3.10	10-1 PM	Examination of a case of respiratory disorder part 1	S	SH	BEDSIDE CLINIC	SHORT CASE
	IM 3.1 3.2 3.3 3.4 3.5 3.6 3.7 3.8 3.9 3.10	10-1 PM	Examination of a case of respiratory disorder part 2	S	SH	BEDSIDE CLINIC	SHORT CASE
WEEK-4	IM 3.1 3.2 3.3 3.4 3.5 3.6 3.7 3.8 3.9 3.10	10-1 PM	Examination of a case of respiratory disorder part 3	S	SH	BEDSIDE CLINIC	SHORT CASE
	IM 3.1 3.3 3.8 3.9 3.10 3.11 3.12	10-1 PM	A case of pleural effusion	S,K,C	SH,KH	BEDSIDE CLINIC	SHORT CASE
	IM 3.1 3.3 3.8 3.9 3.10 3.11 3.12	10-1 PM	A case of consolidation	S,K,C	SH,KH	BEDSIDE CLINIC	SHORT CASE
	IM 3.1 3.3 3.16 3.17 3.18 3.19	10-1 PM	A case of fibro cavitory disorder	S,K,C	SH,KH	BEDSIDE CLINIC	SHORT CASE
	IM 3.3 3.4 3.7 3.8 3.19	10-1 PM	A case of bronchectasis	S,K,C	SH,KH	BEDSIDE CLINIC	SHORT CASE
	IM 4.5 4.10 4.11 13.1 13.2 13.3 13.4 13.5 13.6 13.7	10-1 PM	A case of bronchogenic carcinoma	S,K,C	SH,KH	BEDSIDE CLINIC	SHORT CASE


PRINCIPAL & CMS
 Era's Lucknow Medical College
 & Hospital, Lucknow

WEEK-5	IM 3.7 3.6 3.5 3.8 3.11 24.10	10-1 PM	A case of copd	S,K,C	SH,KH	BEDSIDE CLINIC	SHORT CASE
	IM 3.5 3.6 3.7 3.8 3.11 3.13	10-1 PM	A case of brochial asthma	S,K,C	SH,KH	BEDSIDE CLINIC	SHORT CASE
	IM 7.1 7.2 7.3 7.4 7.5 7.6 7.7 7.8 7.9 7.10 7.11	10-1 PM	History taking of neurological disorder part 1	S,K	SH,KH	BEDSIDE CLINIC	SHORT CASE
	IM 7.1 7.2 7.3 7.4 7.5 7.6 7.7 7.8 7.9 7.10 7.11	10-1 PM	History taking of neurological disorder part 2	S,K	SH,KH	BEDSIDE CLINIC	
	IM 7.1 7.2 7.3 7.4 7.5 7.6 7.7 7.8 7.9 7.10 7.11	10-1 PM	Examination of higher function part 1	S	SH	BEDSIDE CLINIC	SHORT CASE
	IM 7.1 7.2 7.3 7.4 7.5 7.6 7.7 7.8 7.9 7.10 7.11	10-1 PM	Examination of higher function part 2	S	SH	BEDSIDE CLINIC	SHORT CASE
	IM 4.6 4.9 4.10 4.11 4.13 4.14 4.15 4.16	10 - 1PM	A case of malaria	S,K,C	SH,KH	BEDSIDE CLINIC	SHORT CASE
WEEK-6	IM 8.3 8.4 8.5 8.6 8.7 8.8	10-1 PM	Examination of motor system	S,K	SH,KH	BEDSIDE CLINIC	SHORT CASE
	IM 8.3 8.4 8.5 8.6 8.7 8.8	10-1 PM	Examination of sensory system	S,K	SH,KH	BEDSIDE CLINIC	SHORT CASE
	IM 8.3 8.4 8.5 8.6 8.7 8.8	10-1 PM	Examination of cranial nerves part 1	S,K	SH,KH	BEDSIDE CLINIC	SHORT CASE
	IM 8.3 8.4 8.5 8.6 8.7 8.8	10-1 PM	Examination of cranial nerves part 2	S,K	SH,KH	BEDSIDE CLINIC	SHORT CASE
	IM 19.1 19.2 19.3 19.4 19.5 19.6 19.7 19.8 19.9	10-1 PM	Examination of extra pyramidal disorder	S	SH	BEDSIDE CLINIC	SHORT CASE
	IM 18.1 18.2 18.3 18.4 18.5 18.6 18.7	10-1 PM	Examination of cerebellar disorder	S,K	SH,KH	BEDSIDE CLINIC	SHORT CASE
WEEK-7	IM 18.8 18.9	10-1 PM	History and examination of bladder disorder	S,K	SH,KH	BEDSIDE CLINIC	SHORT CASE
	IM 19.1 18.7 18.8 24.4 23.3 11.18	10-1PM	Examination of polyneuropathy	S,K	SH,KH	BEDSIDE CLINIC	SHORT CASE
	IM 19.1 18.6 18.8	10-1 PM	Examination of motor neuron disease	S,K	SH,KH	BEDSIDE CLINIC	SHORT CASE
	IM 18.1 18.2 18.3 18.4 18.5 18.6 18.7 18.8 18.9 18.10	10-1 PM	Examination of case of hemiplegia	S,K	SH,KH	BEDSIDE CLINIC	SHORT CASE
	IM 18.1 18.2 18.3 18.4 18.5 18.6 18.7 18.8 18.9 18.10	10-1 PM	Examination of case of paraplegia	S	SH	BEDSIDE CLINIC	SHORT CASE
	IM 18.1 18.2 18.3 18.4 18.5 18.6 18.7 18.8 18.9 18.10	10-1 PM	Examination of quadriparesis	S	SH	BEDSIDE CLINIC	SHORT CASE
WEEK-8	IM 10.1 10.5 10.12 10.8 10.15	10-1 PM	History taking of renal disorders	S,K	SH,KH	BEDSIDE CLINIC	SHORT CASE
	IM 10.12 10.8 10.15 10.24	10-1 PM	A case of nephrotic syndrome	S,K	SH,KH	BEDSIDE CLINIC	SHORT CASE
	IM 10.1 10.2 10.3 10.25	10- 1 PM	A case of acute renal failure	S,K	SH,KH	BEDSIDE CLINIC	SHORT CASE
	IM 10.1 10.6 10.7 10.9 10.10 10.11 10.12	10-1 PM	A case of chronic kidney disease	S,K	SH,KH	BEDSIDE CLINIC	SHORT CASE
	IM 10.8 10.9 10.19 10.24	10- 1PM	A case of proteinuria/ Haematuria	S	SH	BEDSIDE CLINIC	SHORT CASE
	IM 11.1 11.2 11.3 11.4 11.5 11.6 11.7 11.8 11.9 11.10	10- 1 PM	History taking of case of diabetes	S,K	SH,KH	BEDSIDE CLINIC	SHORT CASE
WEEK-9	IM 11.7 11.8 11.11 11.16 11.17 11.18	10-1 PM	History and examination of case of diabetes mellitus and identification of chronic complications	S,K	SH,KH	BEDSIDE CLINIC	SHORT CASE
	IM 11.7 11.8 11.9 11.10 11.11 11.12 11.13	10-1 PM	History and examination of case of acute complications of diabetes	S,K	SH,KH	BEDSIDE CLINIC	SHORT CASE
	IM 12.1 12.2 12.3 12.4 12.5 12.6 12.7 12.8	10- 1 PM	A case of hypothyroidism	S,K	SH,KH	BEDSIDE CLINIC	SHORT CASE
	IM 12.1 12.3 12.5 12.15	10- 1 PM	A case of hyperthyroidism	S,K	SH,KH	BEDSIDE CLINIC	SHORT CASE
	IM 22.1 22.2 22.3 22.4	10 -1 PM	A case of MEN	S	SH	BEDSIDE CLINIC	SHORT CASE
	IM 5.9 6.15 6.16 6.17	10-1 PM	History Taking in Case of Abdominal Disorder	S,K	SH,KH	BEDSIDE CLINIC	SHORT CASE


 PRINCIPAL & CMS
 Era's Lucknow Medical College
 & Hospital, Lucknow

WEEK-10	IM 5.8 5.10 5.11	10-1 PM	Examination in Case of Abdominal Disorder Part 1	S,K	SH,KH	BEDSIDE CLINIC	SHORT CASE
	IM 5.8 5.10 5.11 5.12 5.13 5.14	10-1 PM	Examination in Case of Abdominal Disorder Part 2	S,K	SH,KH	BEDSIDE CLINIC	SHORT CASE
	IM 5.1 5.2 5.3 5.4 5.5 5.7 5.16	10-1 PM	A Case of Jaundice	S,K,C	SH,KH	BEDSIDE CLINIC	SHORT CASE
	IM 5.6 5.7 5.15 5.16 5.17 5.18	10-1 PM	A Case of Ascites	S,K,C	SH,KH	BEDSIDE CLINIC	SHORT CASE
	IM 5.6 5.7 5.16	10-1 PM	A Case of Hepatosplenomegaly	S,K,C	SH,KH	BEDSIDE CLINIC	SHORT CASE
	IM 5.8 5.9 5.10 5.12 5.13 5.15	10-1 PM	A Case of Abdominal Mass	S,K,C	SH,KH	BEDSIDE CLINIC	SHORT CASE
WEEK-11	IM 16.1 16.2 16.3 16.4 16.5 16.6 16.7	10-1 PM	A Case of Chronic Diarrhoea	S,K,C	SH,KH	BEDSIDE CLINIC	SHORT CASE
	IM 16.1 16.2 16.3 16.4 16.5 16.6 16.7	10-1 PM	A Case of Acute Diarrheal Disease	S,K,C	SH,KH	BEDSIDE CLINIC	SHORT CASE
	IM 15.1 15.2 15.3 15.4 15.5 15.6 15.7	10-1 PM	A Case of Gi Bleed	S,K,C	SH,KH	BEDSIDE CLINIC	SHORT CASE
	IM 16.3 16.1 16.2 16.5 16.6	10-1 PM	A Case of Malabsorption Syndrome	S,K,C	SH,KH	BEDSIDE CLINIC	SHORT CASE
	IM 9.1 9.2 9.3 9.4 9.5 9.6 9.7 9.8 9.9 9.10	10-1 PM	A Case of Anaemia Part 1	S,K,C	SH,KH	BEDSIDE CLINIC	SHORT CASE
	IM 9.1 9.2 9.3 9.4 9.5 9.6 9.7 9.8 9.9 9.10	10-1 PM	A Case of Anaemia Part 2	S,K,C	SH,KH	BEDSIDE CLINIC	SHORT CASE
WEEK-12	IM 13.1 13.2 13.3 13.4 13.5 13.6 13.7 13.8 13.9	10-1 PM	A Case of Chronic Myloid Leukemia	S,K,C	SH,KH	BEDSIDE CLINIC	SHORT CASE
	IM 13.1 13.3 13.4 13.7 13.11	10-1 PM	A Case of Acute Leukemia	S,K,C	SH,KH	BEDSIDE CLINIC	SHORT CASE
	IM 7.1 7.2 7.3 7.4 7.5 7.6 7.7 7.8 7.9 7.10 7.11	10-1 PM	A Case of Arthritis	S,K,C	SH,KH	BEDSIDE CLINIC	SHORT CASE
	IM 4.1 4.2 4.3 4.4 4.5 4.6 4.7 4.8 4.9 4.10 4.11 4.12	10-1 PM	A Case of Fever with Rashes	S,K,C	SH,KH	BEDSIDE CLINIC	SHORT CASE
	IM 4.1 4.2 4.3 4.4 4.5 4.6 4.7 4.8 4.9 4.10 4.11 4.12	10-1 PM	A Case of Tropical Fever	S,K,C	SH,KH	BEDSIDE CLINIC	SHORT CASE
	IM 4.1 4.8 4.10 4.11 4.13 4.14 4.15 4.16	10-1 PM	A Case of Pyrexia of Unknown Origin	S,K,C	SH,KH	BEDSIDE CLINIC	SHORT CASE
		10-1 PM	End of Posting Examination (Theory & Skill Assessment)				Viva voce OSCE



Dr. (Prof.) Jamal Masood
Principal & CMS
Era's Lucknow Medical College & Hospital,
Lucknow

Era's Lucknow Medical College & Hospital, Lucknow

Clinical Posting Schedule - MBBS Phase III Part II Batch 2019-20

Department of Paediatrics

No. of Students- 25

No. of Faculty-4

Ref.No. ELMC&H/2023 / 333

Date.....

17/01/2023

WEEKS	Competency No	Time	Topic	Domain	Level	Core	TEACHING LEARNING METHOD	ASSESSMENT METHOD
WEEK1	PE 1.3,2,5	10-01 PM	GROWTH & ASSESSMENT OF GROWTH Discuss and describe the methods of assessment of growth including use of WHO and Indian national standards. Enumerate the parameters used for assessment of physical growth in infants, children and adolescents	K	KH	Y	Small group discussion	Viva voce
			Assessment of a child with short stature: Elicit history, perform examination, document and present	S	SH	Y	Bedside clinics, Skill lab	Short Case
	PE2.2	10-01 PM	NUTRITION Assessment of a child with failing to thrive including eliciting an appropriate history and examination	S	SH	Y	Bedside clinics,	Short Case
	PE10.3, PE11.5		Assessment of a patient with SAM and MAM, diagnosis, classification and planning management including hospital and community based intervention, rehabilitation and prevention	S	SH	Y	Bedside clinics,	Short Case
			Examination including calculation of BMI, measurement of waist hip					
			ratio, identifying external markers like acanthosis, striae, pseudogynaecomastia Calculate BMI, document in BMI chart and interpret					
	PE 10.5	Counsel parents of children with SAM and MAM	S	SH	Y	Bedside clinics, DOAP	OSCE	
	PE1.6	10-01 PM	DEVELOPMENT & its ASSESSMENT Discuss the methods of assessment of development	K	KH	Y	Small group discussion	Viva voce
	PE1.7		Perform Developmental assessment and interpret	K	P	N	Bedside clinics, Skills Lab	OSCE
	PE 3.3 ,		Assessment of a child with developmental delay - Elicit document and present history	S	SH	Y	Bedside clinics,	Short Case
PE 3.4	Counsel a parent of a child with developmental delay		S	SH	Y	DOAP	Document in log book	



PRINCIPAL & CMS
Era's Lucknow Medical College


WEEK 1	PE 23.9	10-01 PM	GENERAL EXAMINATION INCLUDING HEAD TO TOE	S	SH	Y	Bedside clinics , skill lab	Skill assessment
			Record pulse, blood pressure, temperature and respiratory rate and interpret as per the age					
	PE 21.9	10-01 PM	Identify external markers for Kidney disease, like Failing to thrive, hypertension, pallor, Ichthyosis, anasarca	S	SH	Y	Bedside clinics	Document in log book
	PE 23.8		Identify external markers of a cardiac disease e.g. Cyanosis, Clubbing, dependent edema, dental caries, arthritis, erythema rash, chorea, subcutaneous nodules, Oslers node, Janeway lesions and document	S	SH	Y	Bedside clinics	Skill assessment
	PE 26.6	10-01 PM	Identify external markers for GI and Liver disorders e.g.. Jaundice, Pallor, Gynaecomastia, Spider angioma, Palmar erythema, Ichthyosis, Caput medusa, Clubbing, Failing to thrive, Vitamin A and D deficiency	S	SH	Y	Bedside clinics	Skill assessment
	PE 29.11		Identify external markers for hematological disorders e.g.. Jaundice, Pallor, Petechiae purpura, Ecchymosis, Lymphadenopathy, bone tenderness, loss of weight, Mucosal and large joint bleed	S	SH	Y	Bedside clinics	Skill assessment
	PE 30.18		Demonstrate the correct method for physical examination of CNS including identification of external markers. Document and present clinical findings	S	SH	Y	Bedside clinics	Skill assessment
	PE 31.6		Recognise symptoms and signs of Asthma	S	SH	Y	Bedside clinics , small group activity	Short Case
	PE 30.17	10-01 PM	HISTORY AND CNS EXAMINATION(PART 1)	S	P	Y	Bedside clinics,Skills Lab	Skill assessment
			Elicit document and present an age appropriate history pertaining to the CNS	S	SH	Y	Bedside clinics,Skills Lab	OSCE
	PE 30.18, 30.19	10-01 PM	Demonstrate the correct method for physical examination of CNS including identification of external markers. Document and present clinical findings Analyse symptoms and interpret physical findings and propose a provisional / differential diagnosis	A/C	SH	Y	DOAP, Bedside clinics	OSCE

PRINCIPAL & CMS
 Bra's Lucknow Medical College
 Hospital, Lucknow

WEEK 2	PE 30,20,30,21	10-01 PM	Interpret and explain the findings in a CSF analysis, Enumerate the indication and discuss the limitations of EEG, CT, MRI	A	SH	Y	DOAP, Bedside clinics	OSCE
	PE 34,5, 34.6,	10-01 PM	RESPIRATORY SYSTEM	S	SH	Y	DOAP, Bedside clinics	Short Case
	34.7,34.8		Able to elicit, document and present history of contact with tuberculosis in every patient encounter Identify a BCG scar, Interpret a Mantoux test, Interpret a Chest Radiograph					
	28.9, 28.14, 28.	10-01 PM	Elicit, document and present age appropriate history of a child with upper respiratory problem including Stridor Develop a treatment plan and document appropriately in a child with upper respiratory symptom Describe the etio-pathogenesis, diagnosis, clinical features, management and prevention of lower respiratory infections including bronchiolitis, wheeze associated LRTI Pneumonia and empyema	S	SH	Y	DOAP, Bedside clinics	Short Case
	PE 29.10	10-01 PM	Anemia and other Hemato-oncologic disorders in children Elicit, document and present the history related to Hematology	S	SH	Y	Bed side clinics, Skill Lab	OSCE / Short Case
	PE 29.11, 29.12, 29.13,29.14, 29.18, 29.19	10-01 PM	Identify external markers for hematological disorders e.g.. Jaundice, Pallor, Petechiae purpura, Ecchymosis, Lymphadenopathy, bone tenderness, loss of weight, Mucosal and large joint bleed Perform examination of the abdomen, demonstrate organomegaly Analyse symptoms and interpret physical signs to make a provisional/ differential diagnosis Interpret CBC, LFT, Enumerate the referral criteria for Hematological conditions Counsel and educate patients about prevention and treatment of anemia	A	SH	Y	Postnatal ward(Bedside) standardized patient	OSCE
	PE 26.5, 26.6	10-01 PM	GIT & HEPATOBILIARY	S	SH	Y	Bed side clinics, Skill Lab	Short Case
Elicit document and present the history related to diseases of Gastrointestinal system								
			Identify external markers for GI and Liver disorders e.g.. Jaundice, Pallor, Gynaecomastia, Spider angioma, Palmar erythema, Ichthyosis, Caput medusa, Clubbing, Failing to thrive, Vitamin A and D deficiency Perform examination of the abdomen, demonstrate organomegaly, ascites etc.					


PRINCIPAL & CMS
 Era's Lucknow Medical College
 & Hospital, Lucknow

WEEK 3	PE 26.8, 26.9, 26.13	10-01 PM	Analyse symptoms and interpret physical signs to make a provisional/ differential diagnosis Interpret Liver Function Tests, viral markers, ultra sonogram report Counsel and educate patients and their family appropriately on liver diseases	A/C	SH	Y	DOAP, Bedside clinics	OSCE
	PE 23.8		CARDIOVASCULAR SYSTEM Elicit appropriate history for a cardiac disease, analyse the symptoms e.g. breathlessness, chest pain, tachycardia, feeding difficulty, failing to thrive, reduced urinary output, swelling, syncope, cyanotic spells, Suck rest cycle, frontal swelling in infants. Document and present	S	SH	Y	Bedside clinics	Skill assessment
			Identify external markers of a cardiac disease e.g. Cyanosis, Clubbing, dependent edema, dental caries, arthritis, erythema rash, chorea, subcutaneous nodules, Oslers node, Janeway lesions and document					
	PE 23.10	10-01 PM	Perform independently examination of the cardiovascular system – look for precordial bulge, pulsations in the precordium, JVP and its significance in children and infants, relevance of percussion in Pediatric examination, Auscultation and other system examination and document	S	SH	Y	Bed side clinics, Skill Lab	Short Case
	PE23.11, PE23.12, PE23.13, PE23.14, PE23.15		Develop a treatment plan and prescribe appropriate drugs including fluids in cardiac diseases, anti -failure drugs, and inotropic agents, Interpret a chest X ray and recognize Cardiomegaly, Choose and Interpret blood reports in Cardiac illness, Interpret Pediatric ECG, Use the ECHO reports in management of cases	S	SH	Y	DOAP session	OSCE
	PE 21.8		RENAL/ GENITOURINARY SYSTEM Elicit, document and present a history pertaining to diseases of the Genitourinary tract	S	SH	Y	Bedside clinics, Skills	Viva voce
	PE 21.9		Identify external markers for Kidney disease, like Failing to thrive, hypertension, pallor, Icthyosis, anasarca	S	SH	Y	Bedside clinics, Skills	Viva voce


PRINCIPAL & CMS
 Era's Lucknow Medical College
 & Hospital, Lucknow

WEEK 4	PE 21.10		Analyse symptom and interpret the physical findings and arrive at an appropriate provisional / differential diagnosis	S	SH	Y	Bedside clinics, Skills	Viva voce
	PE 21.11		Perform and interpret the common analytes in a Urine examination	S	SH	Y	Bedside clinics, Skills	Viva voce
	PE 21.12,21.13		Interpret report of Plain X Ray of KUB Enumerate the indications for and Interpret the written report of Ultra sonogram of KUB,	S	SH	Y	Bedside clinics, Skills	Viva voce
	PE 21.14	10-01 PM	Recognize common surgical conditions of the abdomen and genitourinary system and enumerate the indications for referral including acute and subacute intestinal obstruction, appendicitis, pancreatitis, perforation intussusception, Phimosis, undescended testis, Chordee, hypospadiasis, Torsion testis, hernia Hydrocele, Vulval Synechiae	S	SH	Y	Bedside clinics, Skills	
	PE 33.2	10-01 PM	ENDOCRINOLOGY Recognize the clinical signs of Hypothyroidism	S	SH	Y	Bedside clinics, Skill lab	Skill assessment
	PE33.3		Interpret and explain neonatal thyroid screening report	S	SH	Y	Bedside clinics, Small group discussion	OSCE
	PE 33.7		Perform genital examination and recognize Ambiguous Genitalia and refer appropriately	S	SH	Y	Bedside clinics, Small group discussion	Viva voce OSCE
	PE 33.5,33.6	10-01 PM	Interpret Blood sugar reports and explain the diagnostic criteria for Type 1 Diabetes, Perform and interpret Urine Dip Stick for Sugar	S	SH	Y	Bedside clinics, Small group discussion	Short Case / OSCE
	PE 33.9		Perform Sexual Maturity Rating (SMR) and interpret	S	SH	Y	Bedside clinics, Small group discussion	Short Case / OSCE
	PE 33.10, 33.11		Recognize precocious and delayed Puberty and refer Identify deviations in growth and plan appropriate referral	S	SH	Y	DOAP	OSCE
		10-01 PM	Skill Assessment	S	SH	Y	Bed side clinics, Skill Lab	Viva voce OSCE
		10-01 PM	Skill Assessment	S	P	Y	Bed side clinics, Skill Lab	Viva voce OSCE
		10-01 PM	End of Posting Examination (Theory & Skill Assessment)	S	P	Y		Viva voce OSCE



Dr. (Prof.) Jamal Masood
Principal & CMS
Era's Lucknow Medical College & Hospital,
Lucknow

Era's Lucknow Medical College & Hospital, Lucknow
Clinical Posting Schedule - MBBS Phase III Part II Batch 2019-20

Department of Orthopaedics

No. of Students- 25

Ref.No. ELMC&H/2023 / 333

No. of Faculty-9

Date..... 17/01/2023

WEEKS	Competency No	Time	Topic	Domain	Level	Core	SUGGESTED TEACHING LEARNING METHOD	SUGGESTED ASSESSMENT METHOD
Week 1	OR2.3	10 to 1PM	Select, prescribe and communicate appropriate medications for relief of joint pain	K/S/A/C	K/KH	Y	Lecture, Small group discussion, Bed side clinic	Written/ Viva voce/ OSCE
	OR2.7	10 to 1PM	Describe and discuss the aetiopathogenesis, mechanism of injury, clinical features, investigations and principles of management of pelvic injuries with emphasis on hemodynamic instability	K/S/A/C	K/KH	Y	Lecture, Small group discussion, Bedside clinic	Written/ Viva voce/ OSCE
	OR1.6	10 to 1PM	Plan and interpret the investigations to diagnose complications of fractures like malunion, non-union, infection, compartmental syndrome	K/S	SH	Y	Lecture, Small group discussion, Bedside clinic	Written/ Viva voce/ OSCE
	OR3.1	10 to 1PM	Describe and discuss the aetiopathogenesis, clinical features, investigations and principles of management of Bone and Joint infections a) Acute Osteomyelitis b) Subacute osteomyelitis	K/S	KH/SH	Y	Lecture, Small group discussion, Bed side clinic	Written/ Viva Voce/OSCE
	OR3.1	10 to 1PM	Describe and discuss the aetiopathogenesis, clinical features, investigations and principles of management of Bone and Joint infections e) Spirochete infection f) Skeletal Tuberculosis	K/S	K/KH	Y	Lecture, Small group discussion, Bed side clinic	Written/ Viva Voce/ OSCE
	IM7.18	10 to 1PM	Enumerate the indications and interpret plain radiographs of joints	K	SH	Y	Bed side clinic, small group discussion	Skill assessment/ Written


PRINCIPAL & CMS
 Lucknow Medical College
 Hospital, Lucknow

Week 2	PM 4.5	10 to 1PM	Demonstrate correct assessment of muscle strength and range of movements	S	SH	Y	DOAP session, Bedside clinic	Skill assessment
	PM 5.3	10 to 1PM	Identify the correct prosthesis for common amputations Demonstrate the correct use of crutches in ambulation and postures to correct contractures and deformities	S	SH	Y	DOAP session	Skill assessment / written
	PM7.3	10 to 1PM	(a) Perform and demonstrate a correct neurological examination in a patient with spinal injury and determine the neurologic level of injury	S/A	KH / SH	Y	Bed side clinic	Skill assessment
	OR3.2	10 to 1PM	Basic fracture and dislocation management (O)(upper limb)	S	SH	Y	Bed side clinic	OSCE with Simulation based assessment
	OR3.2	10 to 1PM	Basic fracture and dislocation management (O)(lower limb))	K/S/A/C	SH	Y	Practical, DOAP session, Small group teaching	Viva voce/ OSCE/ Skills assessment
		10 to 1PM	End of Posting Examination (Theory & Skill Assessment)					theory/Viva voce/ Practical



Dr. (Prof.) Jamal Masood

Principal & CMS

Era's Lucknow Medical College & Hospital,
Lucknow

Era's Lucknow Medical College & Hospital, Lucknow

Clinical Posting Schedule - MBBS Phase III Part II Batch 2019-20

Department of Dermatology

No. of Students- 25

No. of Faculty-3

Ref.No. ELMC&H/2023 / 333

Date..... 17/09/2023

WEEKS	COMPETENCY NUMBER	TIME	TOPIC	DOMAIN	LEVEL	CORE	TEACHING METHOD	ASSESSMENT METHOD
WEEK 1	DR18.1	10 AM to 1PM	Cutaneous manifestations of type2 DM	K	KH	Y	Bedside clinic	Viva voce
	DR18.2	10 AM to 1PM	Cutaneous features of hypo/hyperthyroidism	K	KH	Y	Bedside clinic	Viva voce
	DR10.1	10 AM to 1PM	Syphilis-etiology,classification, clinical presentation	S	SH	Y	Bedside clinic	Skill assessment
	DR10.3	10 AM to 1PM	Syphilis-investigations and treatment	K	KH	Y	Small group discussion	Viva voce
	DR10.7	10 AM to 1PM	Other genital ulcer diseases	S	SH	Y	Bedside clinic	Skill assessment
	DR11.2	10 AM to 1PM	Skin manifestations of HIV	S	SH	Y	Bedside clinic	Skill assessment
WEEK 2	DR10.5	10 AM to 1PM	Counselling in STD	S	SH	Y	DOAP	Skill assessment
	DR13.1, DR13.2, DR13.3	10 AM to 1PM	Vescicobullous disorders	S	SH	Y	Bedside clinic	Skill assessment
	DR12.7	10 AM to 1PM	Cutaneous drug reactions	S	SH	Y	Bedside clinic	Skill assessment
	DR10.10, DR10.11	10 AM to 1PM	Approach to patient with STD	K	KH	Y	Bedside clinic	Skill assessment
	DR16.1 DR16.2	10 AM to 1PM	Cutaneous manifestations of connective tissue disease	S	SH	Y	Bedside clinic	Skill assessment
		10 AM to 1PM	End of Posting Examination (Theory & Skill Assessment)					Viva voce OSCE



Dr. (Prof.) Jamal Masood

Principal & CMS

Era's Lucknow Medical College & Hospital,

Lucknow